



SERVICE LETTER

No.

879

Piper Aircraft Corporation

Lock Haven, Pennsylvania, U.S.A.

FAA Approved

May 20, 1980

M

Subject: Razor Inverter Replacement

Models Affected: Serial Numbers Affected:

PA-31 / 31-325 Navajo
PA-31-350 Chieftain

31-7712001 through 31-7912102
31-7552066 through 31-7952208

NOTE: This Service Release applies only to those above-listed aircraft which have an optional electric razor outlet installation.

Compliance Time: Recommended at the next scheduled inspection.

Purpose:

In aircraft with an aft cabinet razor inverter, there is a possibility of ADF interference which can result in ADF needle oscillation with the razor outlet switch turned "ON".

This Service Release provides instructions for replacement of the existing razor inverter with a new inverter incorporating an RF filter.

Instructions:

1. Gain access to Razor Inverter (Refer to attached sketch).
2. Remove existing Inverter (Piper Part Number 467 145).
3. Install new Inverter (Piper Part Number 467 488).
4. Inspect and insure cabinetry is secure.
5. Make appropriate logbook entry of compliance with this Service Release.

Material Required:

One (1) each per aircraft Grimes #60-2526-3 Inverter (Piper Part Number 467 488).

Availability of Parts: Your Piper Field Service Facility.

Effectivity Date: This Service Release is effective upon receipt.

Summary:

Please contact your Piper Field Service Facility to arrange for compliance with this Service Release in accordance with Compliance Time, above.

(over)

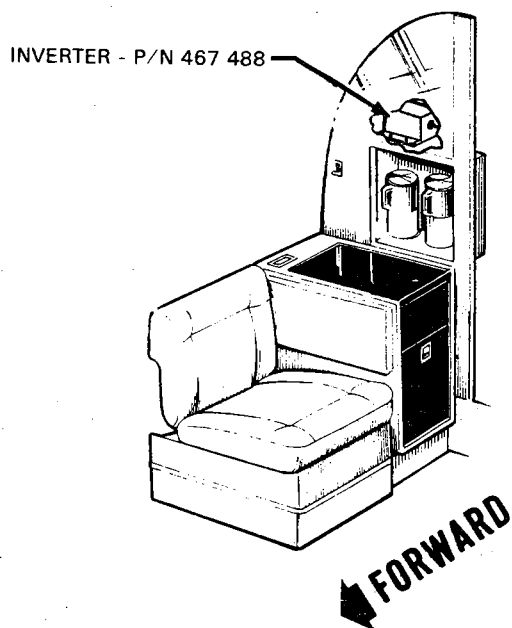


FIGURE 1

PA-31, PA-31-325, PA-31-350

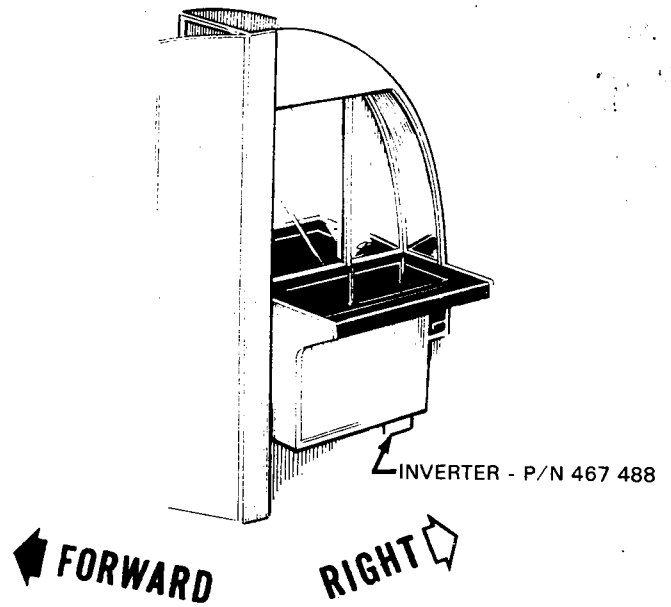


FIGURE 2

PA-31-350

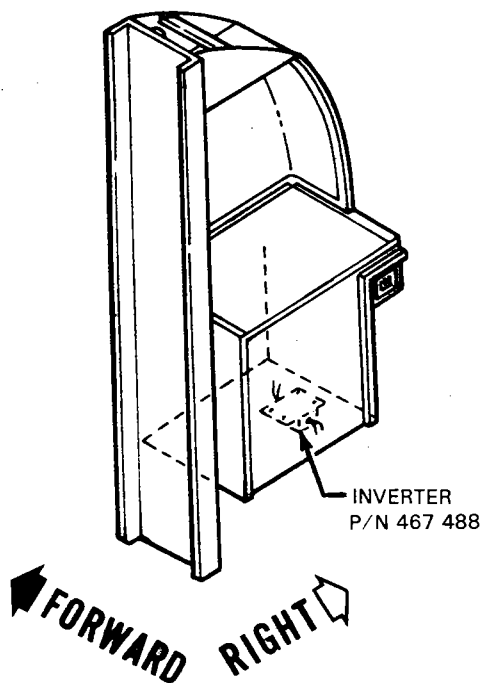
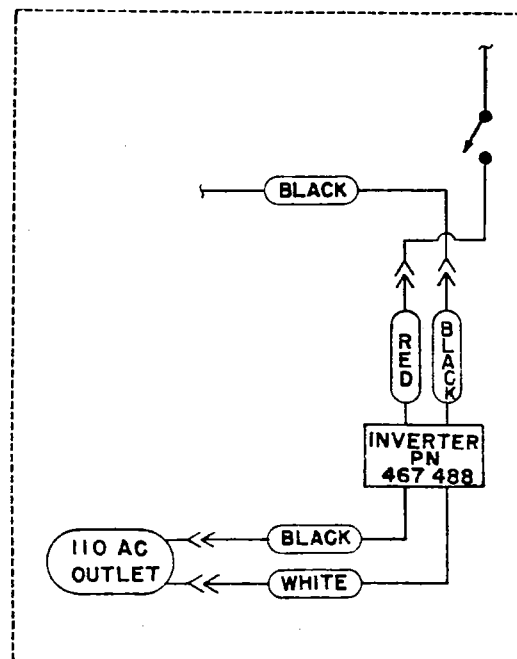


FIGURE 3

PA-31-350



SCHEMATIC